

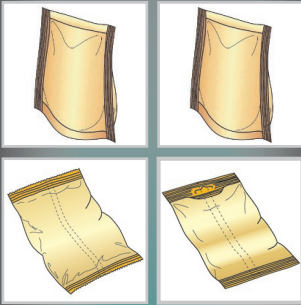


RDP300


Premade Pouch Machine

*Minimal Effort
Maximum Output
Bigger Profits*

Bag Styles



Optional Weighers



Auxiliary Equipment



**Automatically Fills
and Seals your
Premade Pouch
Bags !**

General Information

Maximum Speed:
Up to 80 Bags/Min

Minimum Bag Size:
110mm(W) x 130mm(L)
4.33" (W) x 5.12" (L)

Maximum Bag Size:
320mm(W) x 380mm(L)
12.60" (W) x 14.96" (L)

Bottom Width Range:
40mm -110mm | 1.57" - 4.33"

Standard Electrical:
220v/20amp Single Phase/3
Phase Depending on Options

Equipment Dimension's:
84.7" (L) x 67.3" (W) x 80.3 (H)

Weight: 800Kg | 1764Lbs




Photo of Automatic Pouch machine
Only Without filling equipment

Technical Advantages

- Large capacity auto bag feeding system
- Runs Premade Doy style and pillow style bags
- Dual stage zipper style bag opening device
- Vacuum pump with multiple vacuum cups
- Patented wrinkle tension control device
- Dual stage seal jaws for quality top seals
- Auto bottom bag support for heavy weights
- Electronic quick adjust for different bag sizes
- No product detection device saves bag cost
- No bag detection with alarms and reject
- Siemens control platform & components
- Smooth and quiet operational system
- Runs most common film structures
- Minimal maintenance with easy operations

Options

- Ethernet remote diagnostics
- Gas flush assembly
- Static eliminator devices
- In-feed and exit conveyors
- Custom seal jaw patterns
- Design for special projects
- Case erector pack off system
- Dual stage product settler
- Integration with variety of fillers, weighers, printers, metal detectors, semi-auto



**Innovative
Packaging
Solutions**

**IPS Innovative Packaging Solutions LLC
4760 Young Deer Drive
Cumming, GA 30041**